
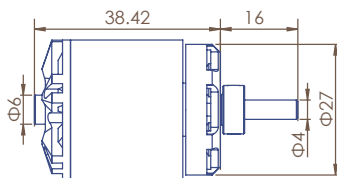
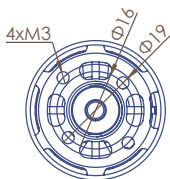



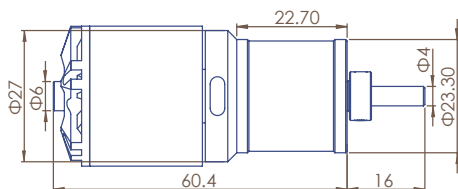
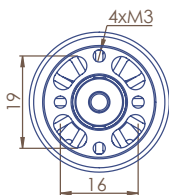


## XM2838EG

### Dimensions



## XM2838EGL



## Specification

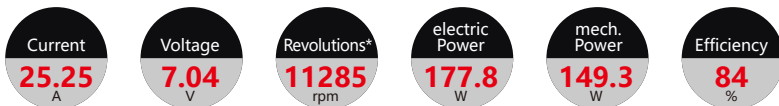
EG&EGL Series	XM2838EG-7	XM2838EG-9	XM2838EG-9L
SKU(商品编码)	51693	51694	51695
KV(KV值)	1800	1350	1350
Weight(g)(重量)	90	88	98
Dimensions(D x L)[mm](尺寸)	28.8 x 38.4	28.8 x 38.4	28.8 x 60.4
Slots & Poles(槽数, 极数)	12N14P		12N14P
Ri(mOhm)(电阻)	20.0		29.3
Io @10V (A)(空载电流)	3.0		1.9
No.of Cells(LiPo)(适用电池)	2.3		3
Max. Efficiency Current[A](效率电流)	18.5		15
Max. Burst Current (15S)[A](最大电流)	37		30
Max. Power(15S)[W](最大功率)	296		360
Max. Torque [mNM](最大扭矩)	236		255
Shaft diameter(mm)(轴径)	4.0		4.0
Mountingholes pitch(安装孔距)	16/19		16/19
Input Connectors(输入链接)	GC3.5		GC3.5
RecommendedESC(调速器)	XC4018BA-V2 or XC406ULT		XC3012BA-V2 or XC406ULT
Propeller(螺旋桨)	2S: 10x6,10x8E 3S: 8x6E		3S: 9x7E,10x6E,10x8E
Class(适用机种)	P5B gliders(up to 700g) which need boost power	800g-2000g R/C gliders	FAI F5J(1000g-1500g), wingspan upto 3.5 meters

# Specification

EG&EGL Series	XM2838EG-11	XM2838EG-11L	XM2838EG-14L
SKU(商品编码)	51696	51755	51756
KV(KV值)	1100		860
Weight(g)(重量)	88	98	98
Dimensions(D x L)[mm](尺寸)	28.8 x 38.4	28.8 x 60.4	28.8 x 60.4
Slots & Poles(槽数, 极数)	12N14P		12N14P
Ri(mOhm)(电阻)	43.5		63.0
Io @10V (A)(空载电流)	1.5		1.0
No. of Cells(LiPo)(适用电池)	3		3.4
Max. EfficiencyCurrent[A](效率电流)	13		11
Max. Burst Current (15S)[A](最大电流)	26		21
Max. Power(15S)[W](最大功率)	312		336
Max. Torque [mNM](最大扭矩)	271		280
Shaft diameter(mm)(轴径)	4.0		4.0
Mountingholes pitch(安装孔距)	16/19		16/19
Input Connectors(输入链接)	GC3.5		GC3.5
RecommendedESC(调速器)	XC3012BA-V2 or XC406ULT		XC2512BA-V2 or XC406ULT
Propeller(螺旋桨)	3S: 11x7E, 11x8E, 12x6E, 12x8E		3S: 13x8E, 14x8E 4S: 11x7E, 11x8E, 12x6E
Class(适用机种)	800g-2000g R/C gliders	FAI F5J(1000g-1500g), wingspan upto 3.5 meters	FAI F5J(1000g-1500g), wingspan upto 3.5 meters

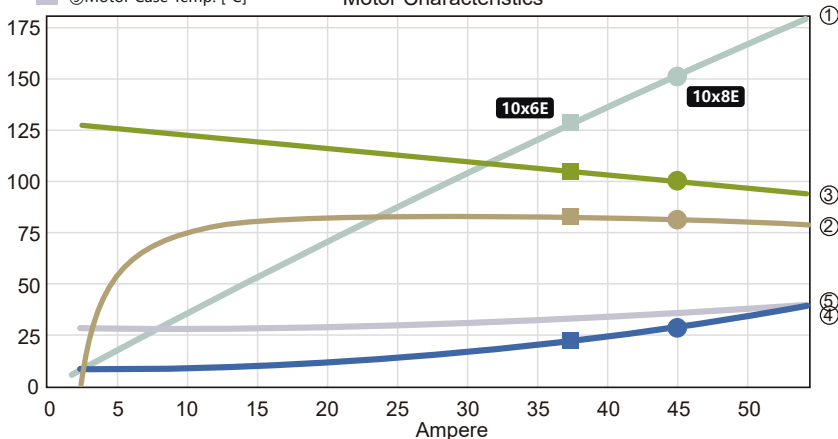
## XM2838EG-7(1800KV)

### 7.4V Motor @ Optimum Efficiency 最佳效率点



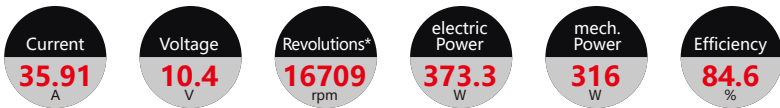
- ① eI.Power [in 2W]
- ② Efficiency [%]
- ③ max. Revolutions [in 100rpm]
- ④ waste Power[W]
- ⑤ Motor Case Temp. [°C]

Motor Characteristics



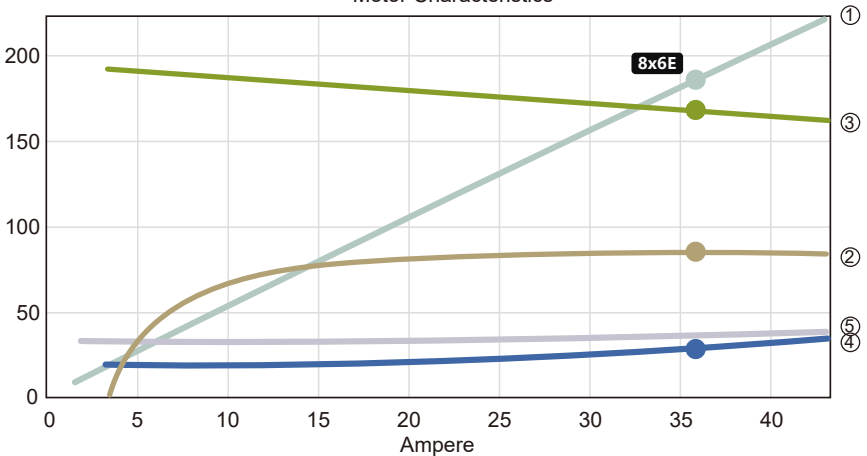
Voltage (V)	Propeller (RPM)	Throttle (%)	Current (A)	Volage (V)	el. Power (W)	Efficiency (%)	Thrust (g)	Spec. Thrust (g/W)
7.4V (2S LIPO)	<b>10x6E</b>							
	3200	27	1.3	7.4	9.7	63.2	121	12.5
	4000	33	2.3	7.4	16.8	71	188	11.2
	4800	41	3.7	7.4	27.1	75.9	271	10
	5600	48	5.7	7.3	41.4	79	369	8.9
	6400	56	8.4	7.3	60.3	80.9	482	8
	7200	63	11.8	7.3	84.7	82	610	7.2
	8000	72	16.2	7.2	115.3	82.7	753	6.5
	8800	80	21.7	7.2	152.9	83	911	6
	9600	89	28.4	7.1	198.4	83	1085	5.5
	10400	99	36.7	7	252.6	82.9	1273	5
	10472	100	37.8	7	259.5	82.6	1291	5
	<b>10x8E</b>							
	3500	30	2.1	7.4	15	70.8	192	12.8
	4200	36	3.3	7.4	24.4	75.5	277	11.4
	4900	43	5.1	7.3	37.2	78.4	377	10.1
	5600	49	7.5	7.3	54.4	80.2	492	9
	6300	56	10.7	7.3	76.5	81.2	623	8.1
	7000	64	14.6	7.2	104.3	81.7	769	7.4
	7700	71	19.6	7.2	138.5	81.8	930	6.7
	8400	79	25.7	7.1	179.9	81.8	1107	6.2
	9100	88	33.2	7	229.4	81.6	1299	5.7
	9800	97	42.3	6.9	287.6	81.2	1507	5.2
	9983	100	45.3	6.9	306.5	80.8	1564	5.1

### 11.1V Motor @ Optimum Efficiency 最佳效率点



- ① el. Power [in 2W]
- ② Efficiency [%]
- ③ max. Revolutions [in 100rpm]
- ④ waste Power[W]
- ⑤ Motor Case Temp. [°C]

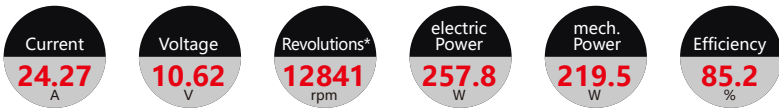
Motor Characteristics



Voltage (V)	Propeller (RPM)	Throttle (%)	Current (A)	Volage (V)	el. Power (W)	Efficiency (%)	Thrust (g)	Spec. Thrust (g/W)
<b>8x6E</b>								
<b>11.1V (3S LIPO)</b>	4800	26	1.1	11.1	12.6	59.8	128	10.1
	6000	32	2	11.1	21.5	68.5	199	9.3
	7200	39	3.1	11	34.2	74.3	287	8.4
	8400	46	4.7	11	51.7	78.1	391	7.6
	9600	53	6.9	11	74.8	80.6	510	6.8
	10800	60	9.6	10.9	104.3	82.3	646	6.2
	12000	68	13.1	10.9	141.1	83.5	797	5.7
	13200	75	17.4	10.8	186	84.2	965	5.2
	14400	83	22.6	10.7	240.1	84.7	1148	4.8
	15600	92	28.9	10.6	304.2	85	1348	4.4
16698	100	36.1	10.5	374.8	84.6	1544	4.1	

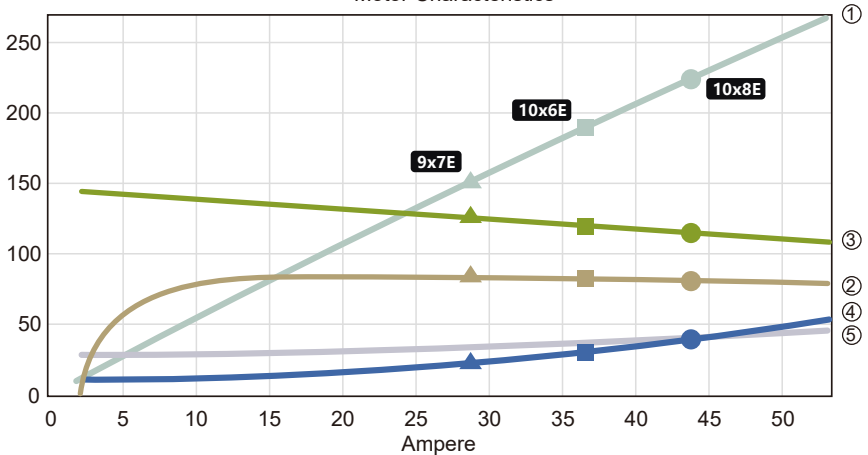
## XM2838EG-9 & XM2838EG-9L (1350KV)

### 11.1V Motor @ Optimum Efficiency 最佳效率点



- ①el.Power [in 2W]
- ②Efficiency [%]
- ③max. Revolutions [in 100rpm]
- ④waste Power[W]
- ⑤Motor Case Temp. [°C]

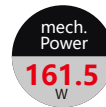
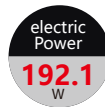
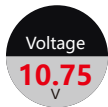
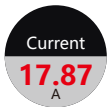
Motor Characteristics



Voltage (V)	Propeller (RPM)	Throttle (%)	Current (A)	Volage (V)	el. Power (W)	Efficiency (%)	Thrust (g)	Spec. Thrust (g/W)
11.1V (3S LIPO)	<b>9x7E</b>							
	3600	26	0.9	11.1	9.9	63.8	125	12.6
	4500	33	1.6	11.1	17.2	71.9	195	11.4
	5400	39	2.5	11.1	27.7	77	281	10.1
	6300	46	3.8	11	42.3	80.2	383	9.1
	7200	53	5.6	11	61.5	82.3	500	8.1
	8100	61	7.9	11	86.1	83.7	633	7.3
	9000	68	10.8	10.9	117	84.5	781	6.7
	9900	76	14.3	10.9	154.7	85	945	6.1
	10800	84	18.7	10.8	200.3	85.3	1125	5.6
	11700	92	24	10.7	254.3	85.4	1320	5.2
	12475	100	29.5	10.6	310.5	84.9	1501	4.8
	<b>10x6E</b>							
	3600	26	1.1	11.1	12.5	69.5	153	12.2
	4500	33	2	11.1	22.3	76.1	238	10.7
	5400	40	3.3	11	36.7	80	343	9.4
	6300	47	5.2	11	56.6	82.3	467	8.3
	7200	55	7.6	11	83.1	83.6	610	7.3
	8100	62	10.8	10.9	117.4	84.3	772	6.6
	9000	70	14.9	10.9	160.4	84.6	953	5.9
	9900	79	20	10.8	213.3	84.7	1153	5.4
	10800	88	26.3	10.7	277.2	84.6	1373	5
	11700	97	33.9	10.5	353.5	84.4	1611	4.6
	11967	100	36.8	10.5	381.9	83.8	1685	4.4
	<b>10x8E</b>							
	4000	30	1.9	11.1	20.8	76.3	251	12.1
	4800	36	3.1	11	34.4	79.9	362	10.5
	5600	43	4.9	11	53.2	82	492	9.3
	6400	49	7.2	11	78.3	83.1	643	8.2
	7200	56	10.2	10.9	110.8	83.6	813	7.3
	8000	64	14.1	10.9	151.7	83.8	1004	6.6
	8800	71	18.9	10.8	202	83.7	1215	6
	9600	79	24.9	10.7	263.1	83.5	1446	5.5
	10400	88	32.2	10.6	336	83.1	1697	5.1
	11200	97	41	10.4	421.8	82.7	1968	4.7
	11436	100	44.4	10.4	454.2	82.1	2052	4.5

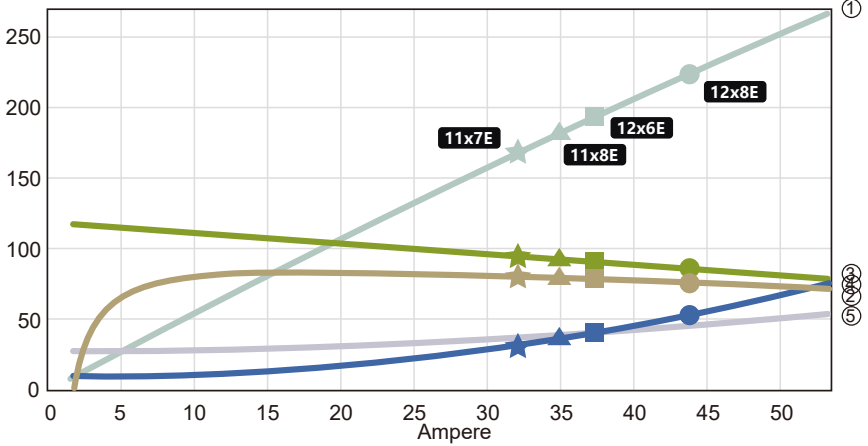
## XM2838EG-11 & XM2838EG-11L (1100KV)

**11.1V** Motor @ Optimum Efficiency 最佳效率点



- ①el.Power [in 2W]
- ②Efficiency [%]
- ③max. Revolutions [in 100rpm]
- ④waste Power[W]
- ⑤Motor Case Temp. [°C]

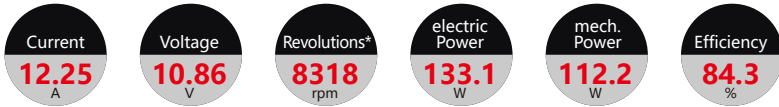
Motor Characteristics



Voltage (V)	Propeller (RPM)	Throttle (%)	Current (A)	Voltage (V)	el. Power (W)	Efficiency (%)	Thrust (g)	Spec. Thrust (g/W)
11.1V (3S LIPO)	<b>11x7E</b>							
	4900	46	4.4	11	48.3	80.7	452	9.4
	5600	54	6.5	11	71.1	81.8	591	8.3
	6300	61	9.3	10.9	100.6	82.3	748	7.4
	7000	69	12.8	10.9	137.9	82.4	923	6.7
	7700	78	17.1	10.8	183.8	82.2	1117	6.1
	8400	86	22.5	10.7	239.6	81.9	1329	5.5
	9100	96	29.1	10.6	306.3	81.5	1560	5.1
	9409	100	32.8	10.6	342.7	80.8	1667	4.9
	<b>11x8E</b>							
	4900	47	5	11	55	80.9	517	9.4
	5600	54	7.5	11	81.4	81.6	675	8.3
	6300	62	10.7	10.9	115.6	81.8	854	7.4
	7000	71	14.8	10.9	158.9	81.7	1055	6.6
	7700	79	19.9	10.8	212.4	81.3	1276	6
	8400	89	26.3	10.7	277.4	80.8	1519	5.5
	9100	98	34.1	10.5	355.3	80.2	1783	5
	9196	100	35.6	10.5	370.6	79.7	1820	4.9
	<b>12x6E</b>							
	4800	46	5.2	11	56.9	80.7	495	8.7
	5400	53	7.4	11	80.5	81.3	627	7.8
	6000	60	10.2	10.9	110.3	81.4	774	7
	6600	67	13.6	10.9	147	81.3	936	6.4
	7200	74	17.9	10.8	191.6	80.9	1114	5.8
	7800	82	23.1	10.7	245	80.5	1307	5.3
	8400	90	29.3	10.6	308	80	1516	4.9
	9000	99	36.8	10.5	381.7	79.4	1741	4.6
	9040	100	37.7	10.5	390.8	78.9	1756	4.5
	<b>12x8E</b>							
	4200	41	4.7	11	51.6	79.6	505	9.8
	4800	48	7	11	76.6	80	660	8.6
	5400	55	10.1	10.9	109.2	79.9	835	7.7
	6000	63	14	10.9	150.6	79.5	1031	6.9
	6600	71	18.9	10.8	201.9	78.9	1248	6.2
	7200	79	25	10.7	264.5	78.2	1485	5.6
	7800	88	32.6	10.6	339.7	77.4	1743	5.1
8400	97	41.8	10.4	429	76.5	2022	4.7	
8534	100	44.5	10.4	455.5	75.9	2087	4.6	

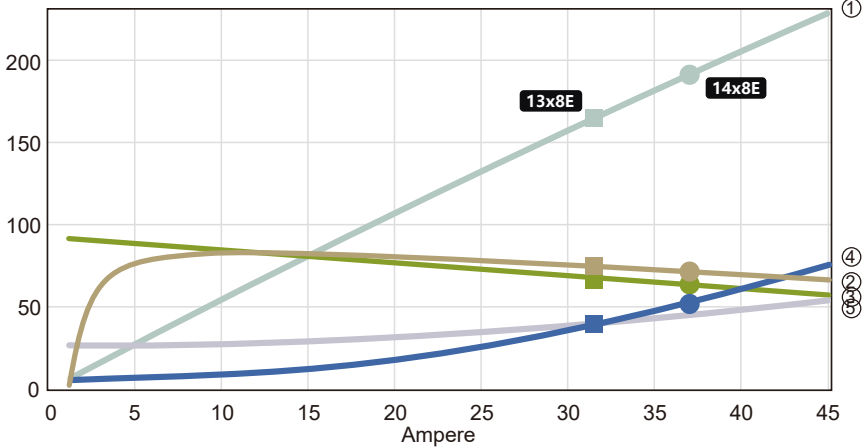
# XM2838EG-14L (860KV)

## 11.1V Motor @ Optimum Efficiency 最佳效率点



- ① el.Power [in 2W]
- ② Efficiency [%]
- ③ max. Revolutions [in 100rpm]
- ④ waste Power[W]
- ⑤ Motor Case Temp. [°C]

Motor Characteristics



Voltage (V)	Propeller (RPM)	Throttle (%)	Current (A)	Volage (V)	el. Power (W)	Efficiency (%)	Thrust (g)	Spec. Thrust (g/W)	
11.1V (3S LIPO)	<b>13x8E</b>								
	2500	30	1.5	11.1	16.1	76	232	14.4	
	3000	37	2.5	11.1	27	78.4	335	12.4	
	3500	44	3.9	11	42.3	79.5	456	10.8	
	4000	51	5.8	11	63	79.8	595	9.5	
	4500	59	8.2	11	89.8	79.6	753	8.4	
	5000	67	11.4	10.9	124	79.1	930	7.5	
	5500	75	15.5	10.8	166.4	78.5	1125	6.8	
	6000	84	20.4	10.8	218.1	77.7	1339	6.1	
	6500	93	26.5	10.7	280.4	76.9	1572	5.6	
	6834	100	31.6	10.6	330.9	75.9	1737	5.2	
		<b>14x8E</b>							
	2400	30	1.8	11.1	19.6	76.3	272	13.9	
	2800	36	2.8	11.1	30.6	77.5	371	12.1	
	3200	42	4.1	11	45.4	77.9	484	10.7	
	3600	48	5.9	11	64.8	77.8	613	9.5	
	4000	54	8.2	11	89.4	77.3	757	8.5	
	4400	61	11.1	10.9	120.1	76.7	916	7.6	
	4800	68	14.6	10.9	157.5	75.9	1090	6.9	
	5200	75	19	10.8	202.5	75	1279	6.3	
5600	83	24.2	10.7	256.1	74.1	1483	5.8		
6000	92	30.4	10.6	319	73.2	1703	5.3		
6371	100	37.6	10.5	389.7	72	1920	4.9		

# 14.8V Motor @ Optimum Efficiency 最佳效率点

Current  
**15.94**  
A

Voltage  
**14.4**  
V

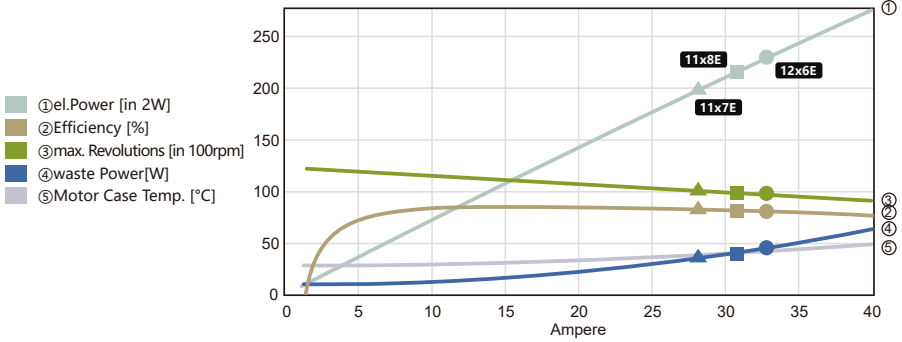
Revolutions\*  
**11048**  
rpm

electric Power  
**229.6**  
W

mech. Power  
**194.4**  
W

Efficiency  
**84.7**  
%

Motor Characteristics



Voltage (V)	Propeller (RPM)	Throttle (%)	Current (A)	Volage (V)	el. Power (W)	Efficiency (%)	Thrust (g)	Spec. Thrust (g/W)
14.8V (4S LIPO)	<b>11x7E</b>							
	3500	31	1.3	14.8	18.6	76.4	231	12.4
	4200	37	2.1	14.8	30.7	79.9	332	10.8
	4900	44	3.2	14.7	47.6	81.9	452	9.5
	5600	51	4.8	14.7	70.1	83	591	8.4
	6300	58	6.8	14.7	99.2	83.5	748	7.5
	7000	65	9.3	14.6	135.8	83.6	923	6.8
	7700	73	12.5	14.5	181	83.5	1117	6.2
	8400	80	16.4	14.4	235.7	83.2	1329	5.6
	9100	89	21.1	14.3	301.1	82.9	1560	5.2
	9800	97	26.8	14.2	378.2	82.4	1809	4.8
	9997	100	28.9	14.2	406.3	81.7	1882	4.6
	<b>11x8E</b>							
	3500	31	1.4	14.8	20.9	77.6	264	12.6
	4200	37	2.4	14.7	34.8	80.6	380	10.9
	4900	44	3.7	14.7	54.2	82.1	517	9.5
	5600	51	5.5	14.7	80.2	82.9	675	8.4
	6300	59	7.8	14.6	113.8	83.1	854	7.5
	7000	66	10.8	14.6	156.3	83.1	1055	6.7
	7700	74	14.5	14.5	208.7	82.8	1276	6.1
	8400	82	19.1	14.4	272.4	82.3	1519	5.6
	9100	91	24.6	14.3	348.6	81.8	1783	5.1
	9784	100	31.5	14.1	441	80.7	2061	4.7
	<b>12x6E</b>							
	3500	31	1.5	14.8	22.8	78.2	263	11.6
	4200	38	2.6	14.7	38.1	80.9	379	10
	4900	45	4.1	14.7	59.5	82.2	516	8.7
	5600	52	6	14.7	88.2	82.7	674	7.6
	6300	59	8.6	14.6	125.5	82.8	853	6.8
	7000	67	11.9	14.5	172.7	82.5	1053	6.1
	7700	75	16.1	14.4	231.1	82.1	1274	5.5
	8400	84	21.2	14.3	302	81.5	1516	5
	9100	93	27.4	14.2	386.9	80.9	1779	4.6
	9628	100	33.4	14.1	466.2	79.9	1992	4.3