

Spektrum Preset Model Files for iX Transmitters






IMPORTANT NOTES FOR PRESET MODEL FILES

ATTENTION: SAFETY FIRST!

The preset model files referenced here can greatly simplify setting up complex programming in the transmitter/receiver for your favorite aircraft. **Because mechanical setups can vary on some types of models, it is your responsibility to perform all pre-flight setup and checks recommended in the product manual to ensure all controls are operating in the proper direction and within the manufacturer's recommended throws.** You should also take time to understand the anticipated flight characteristics for each flight mode that might be enabled (e.g. AS3X and SAFE Select). These presets are intended for use with the stock equipment in Bind-N-Fly® (BNF) and the recommended/stock equipment for Plug-N-Play (PNP) models. If it is listed for an Almost-Ready-To-Fly (ARF) model, it is intended for use with the recommended equipment and setup per that model's manual. By clicking the links below and using any of the information and files provided you acknowledge that pre-flight checks are solely the responsibility of the end user.

[Find DX Gen2 Preset Model Files HERE](#) - DX G2 files are compatible with iX transmitters.
[Find iX Preset Model Files HERE](#)

PRESET MODEL FILES IMPORT INSTRUCTIONS

1. Login to your personal Google Account - Use account that is saved to your iX Transmitter
2. Navigate to the Spektrum File Share Drive linked to above – this will save the shared folder to your personal Google Drive
3. Power on your iX Transmitter and connect to internet access via WiFi
4. Open the Google Drive App 
5. Tap on Shared on the bottom row and select the Spektrum RC File Share Folder
6. Locate a .iSPM or .SPM file for your model, tap  and select Download
7. The file will be saved to your Downloads folder on your iX transmitter
8. Goto the Airware App
9. Short Press on the model select menu in the top left corner and long press Proceed
10. Tap on  in top right corner and select Import Models
11. Select Download from the folder list
12. A list of available model files will be listed, locate and tap confirm to import
13. The new model preset will now be installed at the end of your model list
14. Make sure to confirm all controls and modes are functioning properly before use

Spektrum Preset Model Files for iX Transmitters



NAVIGATING THE SPEKTRUM FILE SHARE DRIVE

This drive utilizes Google's robust file sharing platform, Google Drive. If you are not familiar with it, there are dozens of tutorials and videos that Google and third-party groups have produced that should help you understand the directory system.

These Files and Folders are for viewing and downloading only, you cannot upload or change any aspect of any files and you only have access to what we want you to see. You can also share the file location via a URL link with others via a link that is provided when using Right Click on your mouse.

One helpful benefit to Google Drive is that it can directly link to your personal Google Drive account. This is especially helpful for iX transmitter owners if they have the Google Drive App installed on their iX transmitter. This allows you to access these files directly on and import to your transmitter's model list, right from your transmitter's interface.

There is a search bar at the top that will allow you to search for the files you are looking for using the models Item#, Name, file type, etc. If you wish to browse, the files are grouped in folders and labeled appropriately for the device they are intended for. The search function can be refined using filters and advanced search options. Please refer to Google tutorials and videos to learn more about this function.

TIPS AND CROSS COMPATIBILITY

- For the best experience, make sure your transmitter is up to date, if it is not, you may get errors when importing files
- DX8 Gen1 and DX7S (older silver face plate models) are not cross compatible with ANY OTHER VERSION
- DX Gen2 model files can be used on all DX Gen2 Transmitters, as well as NX and iX transmitters.
 - NX and DX files can be imported to iX transmitter.
 - iX files are only compatible with iX transmitters at this time.
- We are still building a fuller list of NX and IX model files, the DX files work well as an alternative, but DX files do not import telemetry, voice, or custom model images to NX or IX.

Spektrum File Types Legend

- .SPM = DX Preset Model File Type (Gen1 and Gen2)
- .NSPM = NX Preset Model File Type
- .ISPM = iX Preset Model File Type
- .SRM = AS3X Receiver Preset Model File Type
- .SRD = DXe Preset Model File Type